



Kingdom Tower

Jeddah, Saudi Arabia

ADRIAN SMITH + GORDON GILL
ARCHITECTURE

Kingdom Tower

Jeddah, Saudi Arabia

At over 1,000 meters (3,280 feet) and a total construction area of 530,000 square meters (5.7 million square feet), Kingdom Tower will be the centerpiece and first construction phase of the \$20 billion Kingdom City development in Jeddah, Saudi Arabia, near the Red Sea.

SERVICES

Architecture
Interior Design
Master Planning

Expected to cost \$1.2 billion to construct, Kingdom Tower will be a mixed-use building featuring a luxury hotel, office space, serviced apartments, luxury condominiums and the world's highest observatory. Kingdom Tower's height will be at least 173 meters (568 feet) taller than Burj Khalifa, which was designed by Adrian Smith while at Skidmore, Owings & Merrill.

CLIENT

Jeddah Economic Company

AS+GG's design for Kingdom Tower is both highly technological and distinctly organic. With its slender, subtly asymmetrical massing, the tower evokes a bundle of leaves shooting up from the ground—a burst of new life that heralds more growth all around it. This symbolizes the tower as a catalyst for increased development around it.

FUNCTION

Mixed use

The sleek, streamlined form of the tower can be interpreted as a reference to the folded fronds of young desert plant growth. The way the fronds sprout upward from the ground as a single form, then start separating from each other at the top, is an analogy of new growth fused with technology.

FACTS

1,000+ m height
530,000 sm area

While the design is contextual to Saudi Arabia, it also represents an evolution and a refinement of an architectural continuum of skyscraper design. The three-petal footprint is ideal for residential units, and the tapering wings produce an aerodynamic shape that helps reduce structural loading due to wind vortex shedding. The Kingdom Tower design embraces its architectural pedigree, taking full advantage of the proven design strategies and technological strategies of its lineage, refining and advancing them to achieve new heights.

The result is an elegant, cost-efficient and highly constructible design that is at once grounded in built tradition and aggressively forward-looking, taking advantage of new and innovative thinking about technology, building materials, life-cycle considerations and energy conservation. For example, the project will feature a high-performance exterior wall system that will minimize energy consumption by reducing thermal loads. In addition, each of Kingdom Tower's three sides features a series of notches that create pockets of shadow that shield areas of the building from the sun and provide outdoor terraces with stunning views of Jeddah and the Red Sea.

The great height of Kingdom Tower necessitates one of the world's most sophisticated elevator systems. The Kingdom Tower complex will contain 59 elevators, including 54 single-deck and five double-deck elevators, along with 12 escalators. Elevators serving the observatory will travel at a rate of 10 meters per second in both directions.


Another unique feature of the design is a sky terrace, roughly 30 meters (98 feet) in diameter, at level 157. It is an outdoor amenity space intended for use by the penthouse floor.




ADRIAN SMITH+ GORDON GILL
ARCHITECTURE


KINGDOM TOWER







ADRIAN SMITH+ GORDON GILL
ARCHITECTURE



KINGDOM TOWER





ADRIAN SMITH+GORDON GILL
ARCHITECTURE

KINGDOM TOWER



ADRIAN SMITH+ GORDON GILL
ARCHITECTURE



KINGDOM TOWER

